

DTS

DRESSING & TRUING SPINDLES

by

G II SOLUTIONS, INC.



**A COMPLETE LINE
OF ELECTRIC,
VARIABLE SPEED,
DRESSING &
TRUING SPINDLES**

**Visit us at
IMTS 2016
Booth N-7213**

FOR TRUING SUPERABRASIVE & CONVENTIONAL GRINDING WHEELS

DTS spindles operate using custom-engineered brushless DC servomotors. These units are used to drive diamond-truing rolls and are specifically intended to produce and maintain precision contours in grinding wheels.

DTS spindles are extremely rigid and precise. Spindle shafts are manufactured with A2 tool steel, hardened to 60-62 Rockwell. Shafts are supported by two duplex pairs of class 9 angular contact spindle bearings. These bearings are manufactured with radial runouts of 0.000050" (.0013 mm) or less.

DTS spindles are compact in size, allowing the units to fit in space constrained areas. **DTS** spindles are also lightweight, permitting the spindles to function as portable units.

Despite the compactness of **DTS** spindles, they have high torque and a broad speed range. Control packages offered with **DTS** spindles permit the speed, direction, and enable to be selected manually, or by CNC or PLC. Commanded speeds are maintained through closed loop velocity control.

ROTARY TRUING

- True Superabrasive Wheels
- Improve Process Control
- Increase Productivity
- Increase Grinding Wheel Efficiency
- Attain Consistent Wheel Size
- Achieve Longer Wheel Life
- Generate Consistent Surface Finish

Mechanical rigidity and precision, along with consistent and precise speed control are features that make **DTS** spindles a viable candidate for truing the demanding superabrasive grinding wheels.

The **DTS** spindles operate with positive internal air pressure. By maintaining positive pressure within the unit, the **DTS** spindles are capable of withstanding the coolant-flooded environments of grinding machines. Clean and regulated air is supplied to the unit through the spindle cable, requiring only one connection to the spindle.

DTS spindle control packages feature servo amplifiers that are powered from a 50-60 Hz, 90-270 Vac, single-phase or three-phase power source. Custom configurations and numerous options are available to accommodate various applications on almost any grinder make or model.

For more information on DTS spindles, visit our web site at www.giisolutions.com.

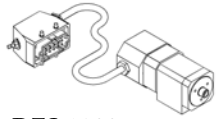


GII Solutions, Inc.
201 Bank Street
P.O. Box 428
Central, SC 29630

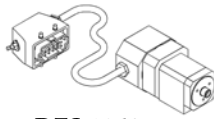
Phone: 864.639.6605
Fax: 864.639.4056
E-mail: info@giisolutions.com
Web Site: www.giisolutions.com

DTS PERFORMANCE DATA

DTS Model	No Load Speed	Operational Speed Range	Continuous Torque	Peak Torque	Continuous Power	Maximum Power	Approximate Size (L x W x H)
DTS 1300	20,000 RPM	1,000 RPM to 15,000 RPM	60 in-oz .42 N-m	310 in-oz 2.2 N-m	.30 HP .22 kW	.74 HP .55 kW	5.8" x 2.6" x 2.3"
DTS 1350	12,000 RPM	1,000 RPM to 12,000 RPM	100 in-oz .65 N-m	360 in-oz 2.5 N-m	.68 HP .50 kW	1.2 HP .9 kW	5.8" x 2.75" x 2.75"
DTS 1500							
DTS 3300	12,000 RPM	1,000 RPM to 12,000 RPM	270 in-oz 1.9 N-m	700 in-oz 5.0 N-m	1.6 HP 1.2 kW	2.03 HP 1.52 kW	8.3" x 3.9" x 3.6"
DTS 3402							10.0" x 3.9" x 3.4"
DTS 3404							12.0" x 3.9" x 3.4"
DTS 4402	8,500 RPM	1,000 RPM to 7,000 RPM	665 in-oz 3.9 N-m	2,100 in-oz 15.00 N-m	3.9 HP 2.9 kW	6.25 HP 4.66 kW	10.0" x 5.0" x 4.8"
DTS 4300							8.3" x 5.0" x 5.0"
DTS 4404							12.0" x 5.0" x 4.8"



DTS 1300

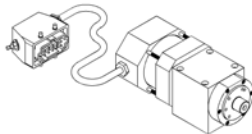


DTS 1350

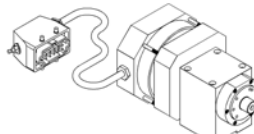


DTS 1500

CANTILEVER MOUNT SPINDLE MODELS

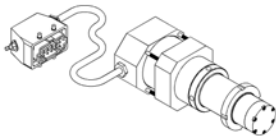


DTS 3300

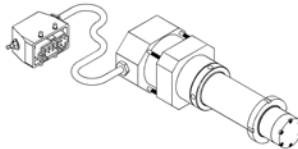


DTS 4300

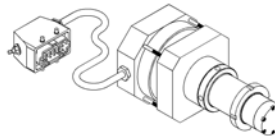
OUTBOARD SUPPORT SPINDLE MODELS



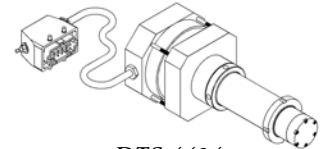
DTS 3402



DTS 3404



DTS 4402



DTS 4404



G II Solutions, Inc.
201 Bank Street
P.O. Box 428
Central, SC 29630

Phone: 864.639.6605
Fax: 864.639.4056
E-mail: info@giisolutions.com
Web Site: www.giisolutions.com